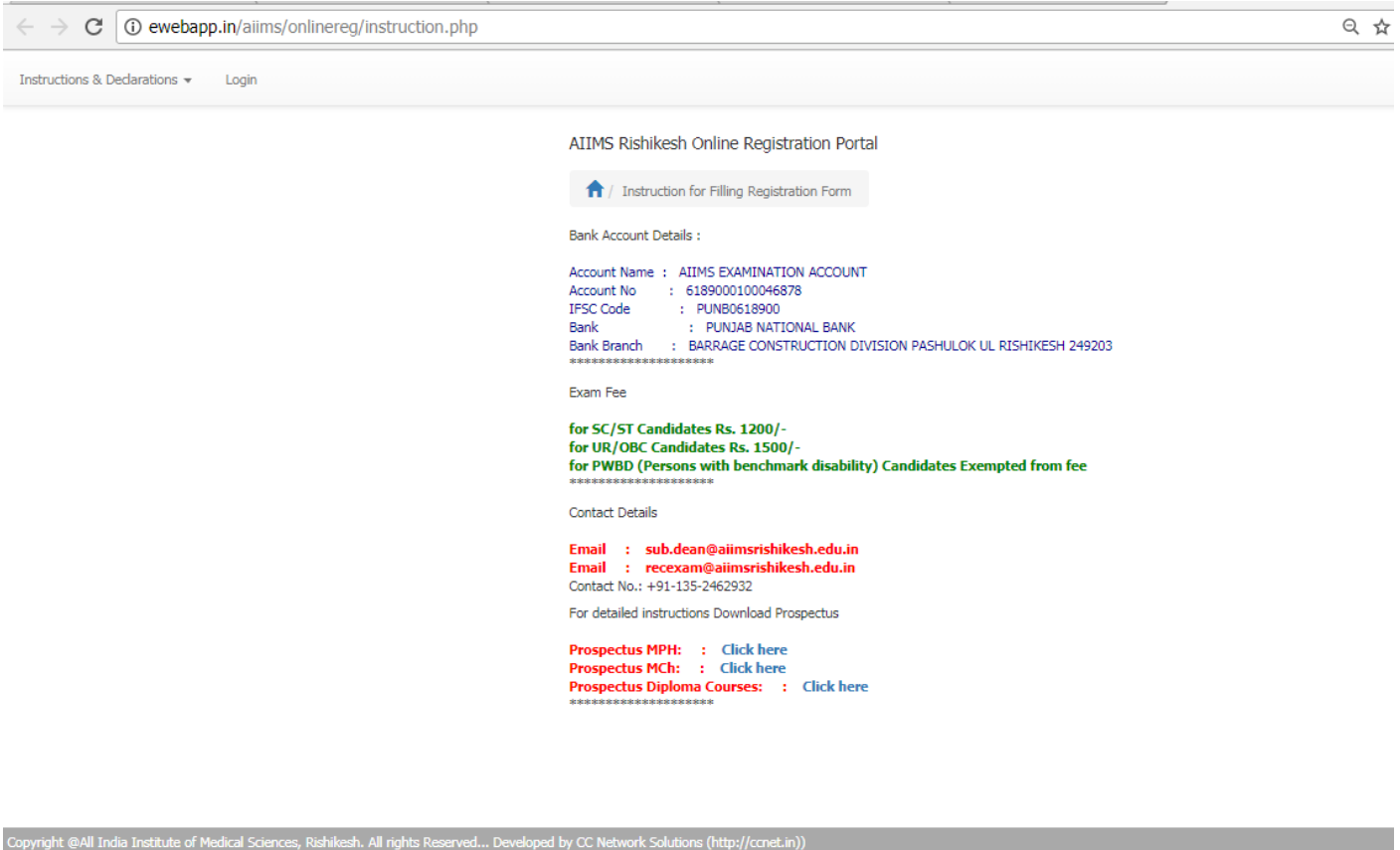


## Instructions to fill the online form

1. Download and read the Instructions from the prospectus.
2. According to your category SC/ST/UR/OBC deposit the exam fee in the bank account (do not deposit cash, only NEFT/RTGS/Netbanking methods are allowed), scan the deposit slip or take a screen shot of online deposit.
3. All the attachments/ screenshots (ID Proof , passport photo, left hand thumb, signature etc.) should not exceed 100kilobyte (kb) in size. For multi page attachment (Qualification Details , Experience/Employment Details)use pdf upto 300KiloBytes (kb).



The screenshot shows a web browser window with the address bar displaying "ewebapp.in/aiims/onlinereg/instruction.php". The page content includes a navigation menu with "Instructions & Declarations" and "Login". The main heading is "AIIMS Rishikesh Online Registration Portal". Below this is a breadcrumb trail: "Home / Instruction for Filling Registration Form". The "Bank Account Details" section lists: Account Name: AIIMS EXAMINATION ACCOUNT, Account No: 6189000100046878, IFSC Code: PUNB0618900, Bank: PUNJAB NATIONAL BANK, and Bank Branch: BARRAGE CONSTRUCTION DIVISION PASHULOK UL RISHIKESH 249203. The "Exam Fee" section states: "for SC/ST Candidates Rs. 1200/-", "for UR/OBC Candidates Rs. 1500/-", and "for PWBD (Persons with benchmark disability) Candidates Exempted from fee". The "Contact Details" section provides: Email: sub.dean@aiimsrishikesh.edu.in, Email: recexam@aiimsrishikesh.edu.in, and Contact No.: +91-135-2462932. There are links for "Prospectus MPH", "Prospectus MCh", and "Prospectus Diploma Courses". A footer contains copyright information: "Copyright @All India Institute of Medical Sciences, Rishikesh. All rights Reserved... Developed by CC Network Solutions (http://ccnet.in)".

4. Now Click on Login menu (upper left), then on next screen click on Register

5. Now fill the form, enter a valid email id etc. , then click on **Register**

← → ↻ ⓘ Not secure | ewebapp.in/aiims/onlinereg/register.php

Instructions & Declarations ▾ Login


AIIMS Rishikesh Online Registration Portal

🏠 / Registration

<b>First Name *</b>	<input type="text" value="First Name"/>
<b>Last Name *</b>	<input type="text" value="Last Name"/>
<b>Email *</b>	<input type="text" value="Email"/>
<b>Username *</b>	<input type="text" value="Username"/>
<b>Password *</b>	<input type="password" value="Password"/> ⚡
<b>Confirm Password *</b>	<input type="password" value="Password"/>

**K B J N Y P**

Enter the validation code shown



6. Click on **Confirm**


← → ↻ ⓘ ewebapp.in/aiims/onlinereg/register.php

Instructions & Declarations ▾ Login

AIIMS Rishikesh Online Registration Portal

🏠 / Registration

<b>First Name *</b>	Gireesh
<b>Last Name *</b>	Singh
<b>Email *</b>	gireesh.cc@gmail.com
<b>Username *</b>	demo
<b>Password *</b>	*****
<b>Confirm Password *</b>	*****



7. Again goto **Login**

AIIMS Rishikesh Online Registration Portal

Registration succeeded. An email has been sent to your email address, please click the link in the email/spam to activate your account. ✕

User Name: admin

Password: .....

Options ▾

6 H F P G 3

Enter the validation code shown

Login

[Forgot Password](#) [Register](#)

8. Registration succeeded. An email has been sent to your email address, please click the link in the email/spam to activate your account

aiimsexam@eweabpp.in <aiimsexam@eweabpp.in>  
to me ▾

Dear Sir/Madam,

Thank you for registering. Your information is as follow:

First Name: Gireesh  
Last Name: Singh  
Email: [gireesh.cc@gmail.com](mailto:gireesh.cc@gmail.com)  
Username: demo  
Password: 123

...

Please click the following link to activate your account:  
[Activate account](#)

Please feel free to contact us in case of further queries.

Best Regards,  
Support

9. After clicking [Activate account](#) your screen will look like.

The screenshot shows a web browser window with the URL [ewebapp.in/aiims/onlinereg/instruction.php](http://ewebapp.in/aiims/onlinereg/instruction.php). The navigation menu includes: Instructions & Declarations, Registration Form, My Account, Change Password, Logout, and Welcome: Gireesh Singh. A dropdown menu under 'Instructions & Declarations' is open, showing 'Instruction for Filling Registration Form' (selected) and 'Declaration By the Candidate'. The main content area is titled 'AIIMS Rishikesh Online Registration Portal' and contains the following information:

- Home / Instruction for Filling Registration Form
- Bank Account Details :
  - Account Name : AIIMS EXAMINATION ACCOUNT
  - Account No : 6189000100046878
  - IFSC Code : PUNB0618900
  - Bank : PUNJAB NATIONAL BANK
  - Bank Branch : BARRAGE CONSTRUCTION DIVISION PASHULOK UL RISHIKESH 249203
- Exam Fee
  - for SC/ST Candidates Rs. 1200/-
  - for UR/OBC Candidates Rs. 1500/-
  - for PWBD (Persons with benchmark disability) Candidates Exempted from fee
- Contact Details
  - Email : [sub.dean@aiimsrishikesh.edu.in](mailto:sub.dean@aiimsrishikesh.edu.in)
  - Email : [recexam@aiimsrishikesh.edu.in](mailto:recexam@aiimsrishikesh.edu.in)
  - Contact No.: +91-135-2462932
- For detailed instructions Download Prospectus
  - Prospectus MPH: : [Click here](#)
  - Prospectus MCh: : [Click here](#)
  - Prospectus Diploma Courses: : [Click here](#)

10. Now goto [Registration Form](#) (upper left) tab and click on [New Registration](#) following screen will appear.

ewebapp.in/aiims/onlinereg/reg\_formadd.php?showdetail=qualification\_details,exp\_emp\_details

Instructions & Declarations Registration Form My Account Change Password Logout Welcome:

AIIMS Rishikesh Online Registration Portal

Online Registration Form / Add

Candidate Profile Contact Details Medical Registration Details Attachments Valid Photo Identity Payment Details

Course Applying for: *	Please select
Subject/Specility: *	Please select
Session: *	Please select
Aadhar No.: *	Aadhar No.:
Full Name (Upper Case) *	Full Name (Upper Case)
Mother's Name *	Mother's Name
Father's/ Husband Name *	Father's/ Husband Name
Applied Under Category *	Please select
Marital Status: *	<input type="radio"/> Married <input type="radio"/> Unmarried
Nationality: *	<input type="radio"/> Indian <input type="radio"/> OCI <input type="radio"/> Other
Community: *	Please select

11. Fill all the tabs namely Candidate Profile, Contact Details, Medical Registration Details, Attachments, Valid Photo Identity, Payment Details also fill Qualification Details in the bottom tab and Experience/Employment Details.

ewebapp.in/aiims/onlinereg/reg\_formadd.php?showdetail=qualification\_details,exp\_emp\_details

AIIMS Rishikesh Online Registration Portal

Online Registration Form / Add

Candidate Profile Contact Details Medical Registration Details Attachments Valid Photo Identity Payment Details

Deposit Type *	Please select
Deposit Date	Deposit Date
Deposit Reference No	Deposit Reference No
Deposit Amount *	Please select
Deposit Image	Choose...
Declaration by The Candidate *	<input type="checkbox"/> Agreed <input type="checkbox"/> Disagreed

Qualification Details Experience / Employment Details (Beginning with Current)

Level	Name of Degree	University / Board Name	Institute / School/ College Name	Date of Admission	Date of Passing	Marks Obtained	Max Marks	Percentage	No of Attempts
Please select	Name of Degree	University / Board Name	Institute / School/ Colle	Date of Admis	Date of Passir	Marks Obtaine	Max Marks	Percenta	No of
Please select	Name of Degree	University / Board Name	Institute / School/ Colle	Date of Admis	Date of Passir	Marks Obtaine	Max Marks	Percenta	No of
Please select	Name of Degree	University / Board Name	Institute / School/ Colle	Date of Admis	Date of Passir	Marks Obtaine	Max Marks	Percenta	No of

Q M Q R V R

Enter the validation code shown

Add Cancel

12. Fill the validation code and Click on **Add** , now you are done.

13. You can reset your login password by clicking on [Forgot Password](#) on login screen, also you can change your password from [Change Password](#) tab and to view your filled form and or edit your information / attachment etc. Click on [Registration Form](#) → [View Registration Form](#) or [Edit Registration Form](#).

***End of Document***